



*The newsletter of the Central Indiana Division of the  
Midwest Region, National Model Railroad Association.*

Volume 56 – Issue 1 Winter 2026

**NMRA**

## The CID's Carmel Library Display Was a Big Hit!



The CID's Jim Shellhaas and library staff member Gina Smith put together a great combination of model railroads and circus train displays that 1200+ visitors of all ages came to experience.

# In This Issue

## Features (click title for link)

### [6 The Carmel Library Display](#)

This event drew a large number of visitors

### [7 The Danville Show Update](#)

### [10 An Untapped Resource](#)

Bob Perry on the October Modeler's Meet

### [11 Norfolk Southern's Lafayette/Altamont District](#)

Justinn Grayson shares his excellent layout

### [18 Lebanon Show Flyer](#)

### [19 Adding a Structure Where You Can't](#)

How to - adding a backdrop structure

### [20 It's Not the Destination, It's the Journey](#)

A visit with Ron Lane MMR# 447

### [24 The Hadway Layout](#)

A tour of Pedro Spicer's N scale empire

## The Usual

### [3 Your CID Board Directory](#)

Contact information for your CID Board

### [4 The Bank\\$ Statement](#)

This issues report from your CID Superintendent, Dan Banks

### [8 Upcoming Events](#)

What to look forward to, both from your CID and other model railroading opportunities

### [14 Around the Division](#)

NEW - Pictures and Notes from our members

### [25 Back Pressure](#)

Thoughts from the editor

### [26 Pike Ads](#)

### [27 Clubs in the CID Area](#)

## NMRA Achievement Program

The CID congratulates the following members of the division for being awarded AP Honors.

### Association Volunteer

Dave Mashino



## Need Some Help?



## Back Shop

The CID has members with the experience to help solve your modeling problems and are willing to help ALL modelers, whether you are a member of the NMRA or not. We believe that we can help and be of service to you. With your problems solved, you can better enjoy the hobby of model railroading.

Contact: [cidnmra@comcast.net](mailto:cidnmra@comcast.net)

**Notices** of club open houses, or other non-CID shows & events will be included in the **Extra Board** first come, first served, space permitting.

Send your information to the editor at:

[cid.rustyspike@gmail.com](mailto:cid.rustyspike@gmail.com)

## CID Board Members

### — Officers —

#### - Superintendent -

Daniel Banks - Anderson, IN  
Phone: (765) 810-3130  
wabashbanks@att.net  
**Clinic Manager**  
**Contest Manager**  
**Social Media Manager**  
**Co-webmaster**

#### - Asst. Superintendent -

Eric Smith - Fishers, IN  
eric@northcomp.com  
**Operations Chair**

#### - Paymaster -

Phillip Burnside, MMR® - Avon, IN  
5660 Spring hollow Ct.  
Avon, IN 46123  
Phone: (317) 442-6046  
cid.paymaster@gmail.com

#### - Chief Clerk -

Precilla Roderick - Greenwood, IN  
Phone: (317) 833-3556  
emt53@sbcglobal.net  
**Historian**

#### -Past Superintendent -

Dan Hinel, MMR® - Westfield, IN  
Phone: (317) 763-1356  
danhinel@sbcglobal.net  
**CID AP Chair**  
**Advertising Committee Chair**

Steve Johnson - Noblesville, IN  
stevejohns@yahoo.com  
**Layout Tours Manager**

Mark Perron - Indianapolis, IN  
Phone: (616) 633-1922  
markperron@hotmail.com

Pedro Spicer  
spicerp777@gmail.com  
**Ft. Harrison Library Co- Manager**  
**Advertising Committee Assistant**

Connie Coy, MMR® - Avon, IN  
csjcoy@gmail.com  
**Mooreville Library Asst. Mgr.**  
**Modeler's Meet Asst. Mgr.**

Trevor Jones - Bloomington, IN  
Phone: (317) 625-7626  
trevjn@sbcglobal.net  
**Portable Layout Manager**

David Nance - Lebanon, IN  
Phone: 765-894-7041  
David@nanceplumbing.com  
**Lebanon Show Manager**

Eric Peterson - Carmel, IN  
Phone: (317) 947-4829  
ericgpet@gmail.com  
**Ambassador Program Manager**  
**Track Talk Asst. Mgr.**  
**Backshop Manager**

### — Trainmasters —

Bill Kennedy - Indianapolis, IN  
Phone: (317) 431-4842  
kennedywh@gmail.com  
**Ambassador Program Asst. Mgr.**  
**Track Talk Asst. Mgr.**  
**Ft. Harrison Library Co- Manager**  
**Advertising Committee Assistant**

Robert Perry, MMR® - Avon, IN  
Phone: (954) 675-2179  
rjpod@me.com  
**Mooreville Library Manager**  
**Avon Library Manager**  
**Modelers Meets Co-manager**

Len Pasket  
Phone: (317) 332-4499  
Len.Pasket@gmail.com

Mark Faust - Westfield, IN  
Phone: (814) 880-1101  
mark.faust@mac.com  
**Track Talk Manager**  
**Online Calendar Manager**  
**Co-webmaster**

Roger Scoggins - Westfield, IN  
Phone: (317) 617-0297  
rscoggins55@comcast.net  
**Layout Tours Asst. Mgr.**

Dave Mashino - Kokomo, IN  
Phone: (765) 860-1560  
dave@mashinos.com  
**Rusty Spike Editor**  
**Danville Train Show Manager**

### — Managers —

Rich Seymour - Muncie, IN  
Phone: (765) 759-6856  
rseymour@bsu.edu  
**Co-webmaster**

Jim Shellhaas - Zionsville, IN  
Phone: (317) 750-4834  
jshellha@butler.edu  
**Carmel Library Display Manager**

Michael Roderick - Greenwood, IN  
Phone: (317) 833-3556  
mdrghost@hotmail.com  
**Johnson County Show Manager**  
**Membership Manager**  
**Great Train Show Manager**

John Coy, MMR® - Avon, IN  
Phone: (317) 294-4675  
Indycop999@hotmail.com  
**Avon Library Asst. Manager**  
**Mooreville Library Asst. Mgr.**  
**Layout Tours Asst. Mgr.**  
**Modelers Meets Co-Manager**  
**AP Asst. Manager**

#### Editor/Publisher

Dave Mashino  
3423 Woodhaven Trl. - Kokomo, IN 46902  
Ph: (765) 860-1560 - [cid.rustyspike@gmail.com](mailto:cid.rustyspike@gmail.com)

#### Webmasters

Rich Seymour  
8504 W. Thorn Tree Rd - Muncie, IN 47304-8701  
Ph: 765-759-6856 - [rseymour@bsu.edu](mailto:rseymour@bsu.edu)

Dan Banks  
1506 West 4th Street - Anderson, IN  
Ph: (765) 810-3130 - [wabashbanks@att.net](mailto:wabashbanks@att.net)

Mark Faust  
Westfield, IN  
Phone: (814) 880-1101  
[mark.faust@mac.com](mailto:mark.faust@mac.com)

CID web site [www.cidnmra.org](http://www.cidnmra.org)


#### Rusty Spike Closing Dates

Volume 56 Issue #2 - March 1, 2026  
Volume 56 Issue #3 - June 1, 2026  
Volume 56 Issue #4 - September 1, 2026  
Volume 57 Issue #1 - December 1, 2027

The **RUSTY SPIKE** is the official publication of the Central Indiana Division, Midwest Region, National Model Railroad Association, and is published quarterly. It is located on the CID website at [www.cidnmra.org/](http://www.cidnmra.org/) Articles for publication are welcome for the benefit of the readers and the hobby but cannot be paid for. Submit articles for publication to:

Email: [cid.rustyspike@gmail.com](mailto:cid.rustyspike@gmail.com)





One of my favorite CID events is the Danville Trainshow. It leads into the holiday season and puts smiles on people's faces. Santa often gets a helping hand. Some of us really need that assistance due to having a fragile at best place on Santa's good list. My wife enjoys my yearly check-ins with Santa as they are always questionable at best. This year I was told 'You have plenty of room for improvement'. I hope you rank higher on Santa's list than I do.

Each year at Danville, I try to keep plenty of time to walk around and talk with members, show patrons, and vendors. It takes a good bit of time to stop and talk with as many as I can. It's always a great time. I also make time to take a shift someplace at the show to help make it happen. This year I spent a couple of hours working on the Inglenook switching layout. The Inglenook is one of my favorites. It is primarily interacting with children, but adults stop and play as well. It provides a chance to interact with people as they enjoy themselves. I catch quite a few adults working out the work to be done as a mental exercise while their child does the actual switching. Those are a lot of fun because you get two for one smiles.

Smiles are important. This year we were in the room that has been the O and S scale room the past couple of years. It was a fun place to be. Several kids came through while I was there. One family had a grand daughter who wanted to switch the layout. She did a good job. Her dad stood off to the side with her younger brother. I could tell he was patiently waiting his turn. His sister finished her work and the little boy, around four or five years old, was ready to give it a try. Grandpa

told him he thought it was for older kids. The little boy was heart broken and burst into tears. No tantrum. He was about to walk out the door when I called them back over and explained that we have a rule against crying children going back out to the rest of the train show. I assured the dad that the layout was built and intended for little boys just like his. The boy absolutely beamed. He got the hang of the throttle and together we switched some cars. He left with a smile from ear to ear. Sometimes it is just about putting smiles on faces.

Other times it becomes more. A short while later a couple came up and took a turn at the layout. They were in their late 20's I would guess. They began chatting with me about their son. His parents began explaining that he was autistic and loved trains. He had only discovered trains a bit over a year ago. That discovery had a profound impact. Up to that point, he had been largely non-verbal. Trains had cracked that shell. He had begun talking and has been really



getting into researching prototype railroading. He wants to know how trains work. His parents went on to talk about how they had a train table at home and how much he loved his wooden Thomas trains. I played the same way with my daughter. Then I realized there was a huge opportunity. I explained what I called Crayon Ops to the parents. It's a simple concept of using colored bridges and buildings grouped



together to list a destination and then stick figure level cars, and some element that showed what locomotive would be doing the work. For example a yellow 1 is Thomas. The parents lit up as I talked to them and they understood how easy this made things for them and how much more meaningful their son's

play would be. I explained that once he had perfected the trailing point, add a facing point and a run around. A lot of problem solving can easily be taught. The best thing was they already had all the items they needed. Just start working out the train orders on a sheet of paper that could be re-used over and over while changing the layout and it never gets boring.

As we finished talking, the boy and his grandparents came into the room. I suddenly had a very talkative engineer. He ran the puzzle very well, enjoying every movement and thinking out the next. It was a great chance to interact with this amazing little boy. Helping in the CID often brings surprises and interesting opportunities to interact with new people. Every once in a while you just might get the chance to spread smiles, and sometimes, help parents or grandparents have more meaningful time with the children in their lives. I'm terrible with names and you might notice this article has no names mentioned, because I don't remember them. I did want to remember the smiles though, so I grabbed a photo of each. They gave me permission to use the photo so I have added them for my article. While Santa may think I have room for improvement, surely bringing smiles to faces at Danville, at the beginning of the holidays season, surely that's good for a little consideration, Right?







## CID's CARMEL (INDIANA) TRAIN DISPLAY 2025

By Jim Shellhaas and John Coy

The 2025 version of the Carmel Library Train Display is now history. What a wonderful time! There is something magic about the Carmel Library. The CID puts on HUGE train shows that include sales and displays in various locations. The Carmel Library is a display only event, held in a relatively moderate size room, yet draws MORE people than any of our other shows—including Danville that fills a HUGE pavilion. That is a great accomplishment and great for promoting the hobby.

According to Gina Smith (Carmel Library staff Member), there were 1,228 patrons that passed through the doors to observe and chat with the operators of the variety of model railroad and Circus train displays that were present!



Thanks to the Circus Model Builders for their participation.

The library was extremely pleased with the excellent turnout and the comments library staff received were

indeed quite satisfying, indeed flattering, to both the library and to the CID!!

Gina told Jim Shellhaas (CID Carmel Library Display Manager) that many of the visitors told her that this November train show was, for them, the highlight of the Carmel library programs, of which there are many.



The display this year was somewhat “downsized” versus last year. This event was somewhat crowded in 2024 and therefore the Carmel Fire Department Marshall expressed concern that the crowded aisles were, well, too crowded.

Jim Shellhaas asked the portable layout owners, if possible, to downsize the footprint of the layouts. That resulted in more aisle room for our visitors to more comfortably the layouts.



Gina and Jim both believe that the increased aisle space contributed to the illusion that it was not as busy as in the past. That certainly was not true as it was busy all day long with throngs of people, babies-in-arms up to age 90s, people, here, there and everywhere!

Many layout operators heaped praise on Jim, who was quick to point out that this event belonged to the



Carmel library--Gina Smith, the Senior Assistant Children's librarian, who spearheaded this event.

Gina Smith, and her staff, deserve all the accolades. From reservations, to advertising, opening/closing the room, and most importantly (perhaps) the doughnuts and sandwiches she serves us. Gina is the spearhead for this show!!! She starts to think about and plan for this program a year in advance. With that said, next year's Carmel Library Train Show will be held on Saturday November 7, 2026.

Jim is too modest, without his expertise and assistance, there wouldn't be a show. Jim has managed this event for many years now.



Jim Shellhaas and Gina Smith are a great team!

After closing the doors yesterday at this event, Gina asked Jim Shellhaas to be certain to thank all of the layout and circus set-up volunteers, for their efforts to help with the library's train display.

Gina truly does appreciate all the volunteers' efforts! Gina also would welcome any suggestions that anyone might have for next year that might improve the show, not only for the patrons but for the volunteers.

In closing, once again, thank you to all for your co-operation and participation in the 2025 version of the Carmel Library Train Show. And thank you to all the Visitors!



## Danville Train Show

By Dave Mashino

Photos by Richard Seymour and the Author



A view from the entrance of the Hendricks Expo Hall

Thanks to the efforts of our volunteers, this years Danville Show was once again a success. Sure, the Central Indiana Division was able to add a little money to it's bank account, but that is not the real measure of success in my book.



Ben Scamihorn teaches a young engineer to operate a train on the Pacific and Eastern layout.

Everywhere were smiles and happy people, many families with young children. They engaged with the layout volunteers and our CID volunteers. After all, our real mission is to create interest in our hobby of model railroading and how well we can do that is the true measure of success.



John and Joseph Coy's Sodor layout with Thomas and the cast of the kid's show was certainly making some smiles!

This year's show included a new feature we called the Encounter room. We used the same area that was



occupied in previous years by the O scale and S scale group. The idea was to introduce attendees to some of the different aspects of the hobby. John Barrett brought his "Just Ask" display. Trevor Jones,



Dan Hamilton, and Bill Kennedy displayed layouts. We also had the ever present CID switching layout for the kids to work with. Roger Scroggins and Mark Perron brought modules for the CID modular program. Eric Peterson brought models and an O-scale Central display. John Koehler displayed his Promontory Point Meet diorama. We also had the 100 x 100 contest in this room. There was only one entry for the contest this year, needless to say Pedro Spicer got the first place win.



Mike Roderick set up an NMRA display in the Encounter room where we offered a show voucher for \$50.00 for any new NMRA memberships registered at the show. Mike was able to sign up 11 new members. Nice job Mike!

As for the vendors, we sold 206 tables for the show. Most all the vendors I spoke with seemed happy with the show and their sales.

Looking at some of the other numbers - we had a total attendance of 828 of which 684 were adults and 144 were 16 or under. There were 126 layout

and CID volunteer wristbands handed out. There were 132 vendor wrist bands used. Totaled, that makes 1086 people that were in the building. This year's attendance was down some, we had 1171 total in attendance last year. Despite the difference in numbers, our profit for the show was only down about \$90.00.

This year we offered 1 hour early admission to any NMRA member presenting their card. Few members took advantage of this, we did not get an accurate count, but it was less than 10.



A view of the North/South Hall. The layout at the lower right was brought by Mark G from the Purdue Club.

I personally wish to thank all our volunteers who stepped up to make the show a success. They volunteered without me begging (much) and did their jobs with a smile on their faces. Michelle Campbell and the Beach Grove Moose Lodge suffered through a little adversity this year but came through in flying colors to feed the crowd. The Hendrick's County Fairgrounds staff, as always, was outstanding in their support of our show.

I'd also like to extend a special thanks our many model train layout folks for bringing their A game once again. What a great bunch of model railroaders they are, giving their time to promote the hobby. The people who come to the show are always impressed seeing trains of all kinds in operation. After all, you cannot have a train show without the trains!





# Upcoming Events



## – Division Schedule –

### **CID Modeler's Meet**

Saturday, January 3, 2026 from 10 A.M. To 4 P.M at St. Stephen's Evangelical Lutheran Church in Plainfield, IN

### **The Lebanon Train Show**

Sunday January 25, 2026 from 10 PM to 3 PM at the Boone County 4H Fairgrounds located at 1300 E 100 S, Lebanon, IN. Operating layouts, vendors, displays, food, and free parking. Admission is \$5 for adults, under 16 free with parent. Vendor tables \$16.00 each. For more information contact Dave Nance at (765) 482-4075 or lebanontrainshow@gmail.com

**The Avon Train Display** Saturday, February 21, 2026 from 10:00 am until 3 pm, Admission is free. Avon-Washington Township Public Library, 498 North Avon Avenue, Avon, IN 46123

**Fort Ben Library Train Display** Saturday April 4, 10 am to 4 pm, Admission is free. 9330 E 56th St, Indianapolis, IN 46216

---

## – Extra Board –

---

This space is reserved for non-CID events. If your organization would like to place a notice here for an upcoming event, send your info to:

[cid.rustyspike@gmail.com](mailto:cid.rustyspike@gmail.com).

The item will be placed here free of charge space permitting.

Are you wondering about upcoming train shows and events in Indiana, Ohio and Michigan? Go to the CID home page under **Train Shows / Master Listing** to find a listing of many events that might be of interest. It has new, regular and cancelled events to help you make plans. This list also includes NMRA events. Updated lists will be posted as received or you can go to [www.TrainShowList.com](http://www.TrainShowList.com)

# An Untapped Resource?

By Bob Perry



As NMRA members we have access to many benefits and opportunities to improve as modelers. Conventions and clinics are, unfortunately, few and far between. TrackTalks have been a great method of maintaining contact among members, especially during the COVID lockdowns. But what else can we do? Where can we look for ideas and motivation? Wouldn't it be nice if we had a place to go where we could meet in person, see what we are all working on, and learn some new techniques in the process? We have such a place...Modeler's Meets!

Modeler's Meets are an untapped resource for us to learn and grow. These informal get-togethers bring together some of the top modelers in the CID. We meet a few times each year to gather for an educational show-and-tell for grown-ups. Each session has a guest speaker for a 45-60 minute clinic. We then go around the room to see what everyone has brought to show-and-tell. Participants will typically bring a model of whatever they are working on. Sometimes it is just a description of a new tool or product, sometimes a new technique. Electronics, Arduino uses, new tools, new portable layouts and 3D printing methods are often popular topics. I know the ideas and techniques proposed have helped my modeling immensely. Additionally, we often have model contests being judged and voted on at the event.

These events are free. No registration is required. They typically are held at meeting areas in and

around Indianapolis on a Saturday from 10-4. Anyone can attend whether you bring something to present or not. As an NMRA event, we ask that anyone that does attend either be a member or a guest of an NMRA member. Spouses are welcome (a great way to show them why we all love this hobby.)

Recently we had a Modeler's Meet at the Irvington Presbyterian Church in Indianapolis. It was well attended with about 25 attendees. Our guest speaker for this event was our illustrious CID Superintendent, Dan Banks, who gave a very informative presentation on the use of Sanborn Fire Maps to assist in the prototypical recreation of areas we model. We then learned about a scale that most of us had



Sharing and discussion of the various models brought by members is an important part of the modeler's meet





Bill Kennedy talks about the Railway 200 Celebration and his OO-9 circular layout.

never heard about...OO-9 or "Double-Oh Nine". This is a scale primarily used in the UK that is 4mm to the foot and uses 9 mm track typically used in N-Scale. A new control system was also presented along with a discussion of the Railway 200 Celebration. An HO scale Atlas locomotive that was modeled after a real locomotive that had Atlas's logo and motto of "You're on the Right Track...with Atlas" was brought. A discussion and update on the Johnson County Train Show at the State Fairgrounds was given. Structure lighting and LED brightness control was demonstrated. A convincing way of mimicking industrial smoke from a smokestack was shown. Photos of a laser-cut wooden locomotive

model that requires many man-hours to build were presented. Last but not least, ideas were discussed on setting up an S-Scale portable layout.

As you can see, the topics are varied and discussions are informal. What a great way to come together, enjoy each other's company and learn something new in the process! I suggest that you take advantage of this valuable resource.

For CID members that are distantly located and may have difficulty traveling to the Indy area, I would encourage you to consider setting up a Modeler's Meet in your own area. (Always a good idea to have any event sanctioned and sponsored by the CID formally. This allows for any portable layout demonstrators and official presenters to receive Volunteer AP credit. It also provides protections for a sanctioned event.)

Our next Modeler's Meet will be on Saturday, January 3, 2026 at St. Stephen's Evangelical Lutheran Church in Plainfield, IN from 10-4. As they used to say, "Be there or be square". So put on your engineer's hat or at least your Optivisor and start building something to bring to the next event. I hope to see you there!



## Norfolk Southern's Lafayette/Altamont District

Story and Photos by Justin Grayson



dustries on the layout are the Pearson-Spencer ADM Elevator / ADM Milling Plant in Clark's Hill and the A.E. Staley Manufacturing Co. facility adjacent to Norfolk Southern Lafayette South Yard. Its best described as a "point-to-point-to-point" style switching layout.

The layout's original era was to be early to mid 1980s, but given the equipment I run, and accessories that I've collected, it was expanded to a ten year period between 1985 to 1995, although you still may see a couple of Norfolk Southern's modern "horsehead" logos and modern aluminum mast lineside signals.

My layout follows the Norfolk Southern (former Nickel Plate) trackage from Lafayette South Yard to Altamont, and from there interchanges with Conrail on the former Big Four trackage south to Indianapolis, with local switching crews working industries in both Lafayette and Clark's Hill. The two major in-

The layout's notoriety primarily stems from its street running scene. Geographically, this street trackage and town would be in the area of Stockwell, Indiana, and be on the Conrail "Big Four" main to Indianapolis, roughly paralleling US 52 through Tippecanoe and Clinton counties. In order to compress as much



street running as possible into approximately 8 lineal feet of layout, I built it to resemble the two city blocks of Hickory Street in Warsaw, Indiana... complete with the interlocking tower, diamonds, and vintage Pennsylvania Railroad position light signals. The surrounding buildings and landscaping on those two blocks were designed to resemble 5th Street in Lafayette, Indiana (with a nod to LaGrange, Kentucky) pre-railroad relocation. During operation sessions, this area is referred to "Stockwell, Indiana", and outside of that, its known as "Downtown Lafayette".

Over in the "Altamont" side of the layout, the instantly-recognizable coaling tower, "QN" Tower, and the GRS-style Type-G New York Central signal controlling southbound traffic into Altamont Junc-



tion are in their prototypical locations, compressed for space, of course. Also, the vintage Nickel-Plate Type D color light signals are in their correct locations, and are the same configuration as they appeared in that interlocking before everything was removed. The one change to this location is the construction of a crossover at 18th Street on the Conrail Indianapolis Big Four Subdivision that was added to facilitate more efficient movements during operation sessions. In doing so, I stepped way off the "prototype" wagon and installed modern aluminium signal masts and a cantilever to govern that new control point.

My fascination with railroading in Lafayette started with a trip to Purdue in the summer of 1989 for a summer residential program. As we arrived in town, we were stopped at 5th and Main Streets for what seemed like a long phase traffic light, and I was stunned to see an Amtrak train slowly move southbound in the middle of the street. On the way home the following weekend, we were stopped again by northbound CSX traffic. That definitely made a lasting impression.

Fast forward to my freshman year at Purdue in 1997, I walked the two and a half miles from my dormitory on the far west side of campus to "Hawkins Rail Services", to finally visit the shop with the long operat-





ing coal train as advertised in 1980s and 1990s era "Model Railroader" magazines. Got the chance to meet Jack Hawkins, and bought a pair of Busch railroad crossing signals from him. I still have those signals, and one is installed on the sidewalk outside of "Hawkins Rail Services" on my layout.



Luckily, I was at the right place at the right time to see the new construction and eventual cut-over of the ex-Wabash Norfolk Southern main from the middle of town to the new riverfront corridor toward the completion of the massive Lafayette Railroad Relo-

cation project. When I decided to get away from dormitory life, I chose a apartment overlooking the new rail corridor, right off Salem Street. Skipped classes on the day NS brought in equipment to lay, align, and ballast their new trackage, and even saw the flatbeds carrying the truss components for the signals for Lafayette Junction.

Lafayette has always been a special town to me as a Purdue graduate and a model railroader, and this layout preserves the great memories of that time in my life.

Lastly, I would be remiss in not mentioning the friendship, fellowship, and help from Jim Thomas, owner of "The Train Exchange" model train shop in Kokomo, Indiana. If I hadn't met Jim and had been invited up to see his shop a year before I started building what was to be a much smaller and less detailed layout, none of this would have been possible. To him and all of the good people I've met there, I owe all of my gratitude.





# Around the Division

## Pictures and stories from our members

Highlighting photos submitted by our members

Please submit your photos with a story or caption to [cid.rustyspike@gmail.com](mailto:cid.rustyspike@gmail.com)

Here is a sampling of photos of the structures Stanley Wagner is building. He says he is returning to the hobby after a twenty year hiatus and is now in the process of building a layout. Welcome back to the hobby, Stanley. Your submission is greatly appreciated. We will expect to see you and some of your work at the Modeler's Meet in January!



Continued on page 11





Above - a southbound mixed freight coming through the massive cut at Kings Mountain, Kentucky. Photo by Richard Seymour

Richard Seymour has a 14' x 16' layout that highlights the Norfolk Southern line through central Kentucky and Tennessee. Obviously, the layout features rock formations and heavy forested areas that are typical of the Appalachian countryside. Richard tries to travel to the region every few years to railfan the NS operations on the north-south line. The most recent trip was in August 2025, and the photograph here shows a southbound mixed freight coming through the massive cut at Kings Mountain, Kentucky.

Using observations from trips and photographs off the Internet, he has used the images to help re-create the rock formations in HO scale. Images here show the tall rock walls that line the cut which bypassed the original Tunnel #2 back in 1963. Mature trees, dense brush, and railroad details common to rural KY and TN are included on Richard's layout.



Right - is the scene recreated on Rich's layout. Photo by Richard Seymour

Below - Newman Atkinson captured this shot of the very photogenic cut area on Rich's layout.



**Continued on page 12**





(Left) Here is a photo of the Railway 200 Circle of Celebration with OO model of Locomotion No 1, the first true passenger and freight railroad locomotive which went into service over 200 years ago now on September 27, 1825. It is accompanied by an OO9 model of Tallylyn, the premier locomotive of the first preservation railway in Wales, the narrow gauge Tallylyn Railway. The Circle of Celebration racked up nearly six hours of continuous operations on a DCC and DC DCC-EX command station battery powered at the Carmel Library Train Show on November 1st. Photo and caption by Bill Kennedy



Bill Kennedy was presented with a memorial cup by Dan Hinel MMR® for being first member of the RxRR Operating Session 100+ club. Bill's dedication was recognized for his participation in over 100 operating sessions on the Rail Xpress Railroad, RXRR.



Bill  
Kennedy  
RxRR Op Session  
100+ Club  
Member # 001



## Rail Xpress (RxRR) Harmony Open House

On Saturday September 27, 2025, Dan Hinel MMR® owner of the Rail Xpress Railroad (RxRR) hosted an Open house for neighbors in the Harmony Development. Over 35 people having fun operating trains around the layout. Visitors could either sign up for Train Crews or as Rail Fans. The “childhood dreamers” ages range from 4 to 86 years old during the 3-hour period. (See Photo 1). The Harmony Homeowners Association (HHA) handled advertising via email, HHA web page and Facebook. (See Photo 2). RxRR will be open next year for Model Rail-roading Month of November 2026.



(1) Dan Hinel explains how to operate a train to one of the neighborhood junior engineers.

### Join Us in Experiencing the Remarkable Rail XPress

Experience our Harmony neighbor, Dan Hinel's, amazing HO gauge train layout. It spans 1 mile of track, includes 7 miles of wiring, and is the result of 33 years of meticulous design and construction. The layout occupies the entire lower level of his residence.

**Date & Time:** Saturday, September 27, 12:00 PM to 4:00 PM

**Participation:** Reserve a one-hour slot to either operate a train as a Crew (2-3 people) or explore the layout as a Rail Fan (1 person). Crews will operate a single train for approximately 45 minutes with supervision

**Registration is Required:** Early registration is encouraged due to limited numbers. Visit [www.harmonywestfield.com](http://www.harmonywestfield.com) for more details and to register for this fun event!



#### Important Notes

Children 15 and under must be accompanied by an adult

A Crew can consist of friends or family

For a sneak peak, visit [www.railxpressrailroad.com](http://www.railxpressrailroad.com)

Around the Division - Please submit your photos with a story or caption to [cid.rustyspike@gmail.com](mailto:cid.rustyspike@gmail.com)



Central Indiana Division  
of the  
National Model Railroad Association  
Presents the 2026



## Lebanon Train Show

Sunday – January 25, 2026  
**10 AM to 3 PM**

Admission  
\$5.00 per adult  
Under 16 free with parent



**Boone County 4-H Fairgrounds**  
**1300 E 100 S, Lebanon, IN 46052**

The show location is in **both** the Witham Pavilion & Centennial Hall South of the Boone County 4-H Fairgrounds. The fairgrounds is located on the south side of Lebanon, IN and is easily accessible from all directions. This is our first show of the year and it is always very popular with families as well as train and model enthusiasts.

### Show features

- Operating Layouts • Displays
- Vendor Tables • Model Judging
- Free Parking • Door Prizes
- Food

### **\*Popular Vote Contest\***

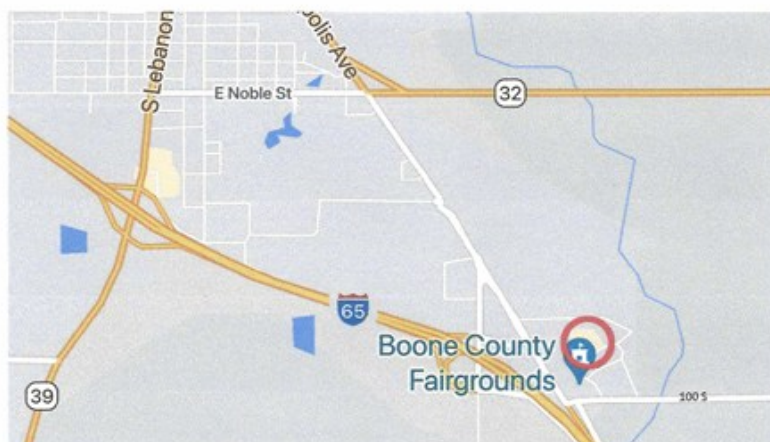
#### **Passenger Train Car**

Model Registration: 10am to 11am

Voting: 11am to 1:30pm

Winners announced: 1:30pm

Map to Boone County 4-H fairgrounds  
1300 E 100 S, Lebanon, IN 46052



Contact: David Nance at (765) 482-4075 or  
lebanontrainshow@gmail.com

See the CID NMRA website at <http://www.cidnmra.org>



# Adding a Structure Where You Can't

By Dave Mashino

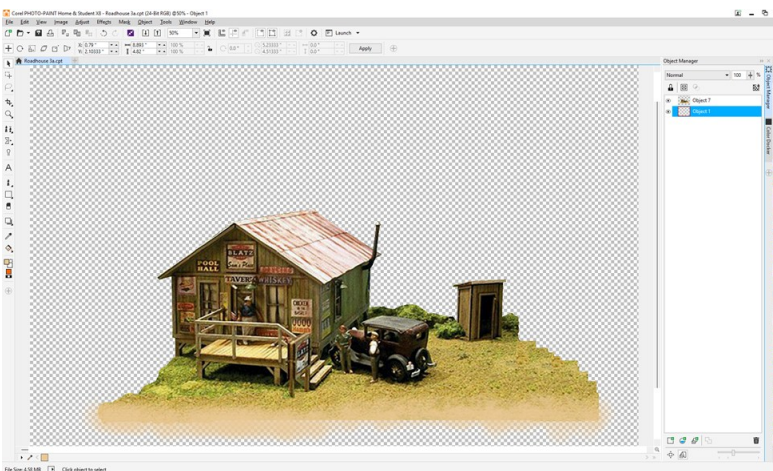
Have you ran into a situation where you needed a structure but did not have any space for it on the layout? Follow along as I show how I tackled this situation on my Wildcat Valley Railway.



A while ago I was thinking about how to finish a scene on my layout. There was to be a gravel road heading up a hill on the seedy side of Waterville, a small town on my layout. In my mind, something was missing. Somehow, I needed to break up the area along the road. I found a model kit from Blair Line which was perfect for the spot, “Sam’s Roadhouse”. I would need to build it and cut it to fit it into the area as a background building. I soon realized this would not work because my space was so limited. While researching models for the spot, I came across a photo of the built-up kit. The picture had a period correct vehicle and some figures that would be perfect for my layout.

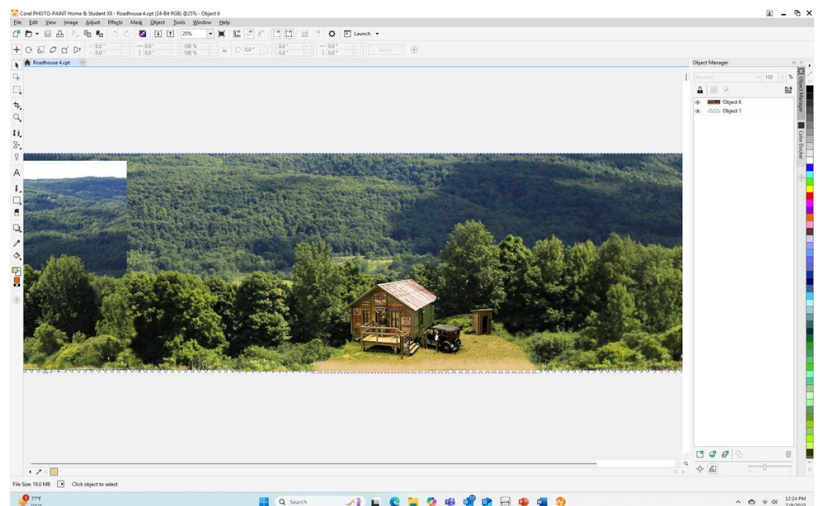
It dawned on me that I might be able to blend this photo into my backdrop to create a nice scene that would require zero layout space. I would just need to blend the gravel parking lot in the photo into my gravel road. I decided to use an older version of Corel Photo Paint software that I have on hand to give it a try.

Here is how I did it:



First, I used my photo editing software to isolate the structure and foreground, I also modified the parking area in the photo using the cloning function. I sized the photo so the vehicle was about to HO scale.

Next, I placed the structure into some trees I pieced together from some background images from my Larc Products CD. I then printed this using my inkjet printer on heavy bond legal sized paper and sealed it with dull coat. The resulting image was large enough that it covered two sheets of paper but I put the spit line in an area of trees where it would not show.





I used a hobby knife to carefully cut out an area of trees with the structure and glued the two pieces on top of my existing backdrop (again from a Larc CD). I used Super 77 spray adhesive for this.

After adding the landscaping including the dirt road, I then used some chalk powder to blend the photo into the foreground. There is some finish scenery to be added, but I am happy with the result so far, and I did not use any layout space creating it!



## IT'S NOT THE DESTINATION, IT'S THE JOURNEY!

By John Robert Coy, MMR #730

How long does it take to become a Master Model Railroader (MMR)? What if I told you forty-eight (48) years? That may be a surprising answer. The reality is some earn theirs much, much quicker than others. Truly, it is not a race or contest. It is a learning experience.

There is one man, Ron Lane (MMR #447), of Columbus, Indiana, who received his first Achievement Program Certificate in August of 1962 (I saw it hanging on his wall!). That certificate is prominently displayed at his home; along with the Prototype Models AP Certificate, which he earned in 2010! Time lag: 48 years!

I am so glad that I discovered Ron's story as I was gathering the articles written about all the MMRs throughout history. As I read Ron's MMR article (which Ron himself had written himself), I discovered Ron's 48 year journey.

In addition, I was shocked to learn that Ron was in the Central Indiana Division, same as me. Ron has lived in Columbus, Indiana, since 1963. It was then the question occurred to me as to if Ron could be contacted somehow as Ron is no longer a member of the National Model Railroad Association (NMRA).

I used my "friend" Google and found an article written about Ron and his wife Peggy being married for





Ron's AP certificates gathered over the years and his MMR plaque adorns the wall above his workbench.

sixty-five (65) years which was dated August 10, 2024. This article was from a newspaper in Columbus, Indiana, not an hour from my home. I wrote Ron a letter and hoped the address was correct and that he may respond. Months passed and nothing. I was disappointed, but not surprised.

However, after I had given up hope, Ron emailed me!

Ron apologized for the delay citing his reasons. I didn't care anything about the delay. I couldn't believe that I actually was in contact with Ron!, who is one of eleven (11) of the MMRs in the history of the Central Indiana Division.

Due to my personal issues, I was unable to meet Ron in person until months after our first connection. On Thursday, November the 13th, 2025, at 11 A.M., Dr. Robert J. Perry (Bob) and myself were at Ron's house. CID Member Matt Ahlbrand, a long-time friend of Ron (Unbeknownst to me) requested to join Bob Perry and I at Ron's house.

Ron has an absolutely phenomenal layout in the basement of his home—one portion which was completed in 1962! Here is the story of Ron's prototype:

In 1973, One particular C&O folksong, "The Wreck on the C&O," had been recorded by Joan Baez, Lester Flatt & Earl Scruggs, and several other contemporary folk and bluegrass artists. A specific refer-

ence in one variant of the song led me [Ron] to discover the narrow-gauge Mann's Creek Railway, which ran from the C&O at Sewell in the New River Gorge nine miles "up the mountain" to coal mines at Clifftop from 1886 to 1955. With beehive coke ovens at Sewell, and a large logging/lumber operation on the mountain, I had found my prototype rail road to model! There followed 20 years of research, with 25 on-site visits to Mann's Creek territory, 216 personal interviews, and collecting over 1,000 photographs as a combined effort with fellow modeler Ted



Ron Models the New River Gorge area of West Virginia

Schnepf — a long period where little modeling was done. Following my retirement from Cummins at the end of 1995, we agreed to finally write a book based on our years of research, and West Virginia Narrow Gauge—Mann's Creek Railway was published in 1999.

I could write pages and pages of material about Ron's railroad and its greatness. However, I will tell you that you (and your layout) are a one-in-a-million if your layout graces the front cover of Model Railroader magazine (October 2015)! The headline caption on Ron's layout was: "Ultimate Realism."





Enough said.

This railroad is in the John Allen league! I can't begin to tell you the number of outstanding layouts that I've seen in my fifty plus years in the hobby, and Ron's by far has the best scenery. In Matt Ahlbrand's words: "This is a museum quality layout." Indeed!

Ron himself is an absolutely amazing man! You may estimate Ron's age based upon him being married for 67+ years currently. Ron is not a young man. However, his enthusiasm and exuberance for railroading and model railroading remains unsurpassed.

It was a great honor and pleas-







The logging camp.

ure for Bob Perry and myself to meet Ron and get to tour this over-the-top, museum quality, layout.

In closing, I thought it would be difficult to locate Ron, and ultimately discovered he was friends with Al and Matt—who I have spoken to on many occasions. Truly, it is a small world. THANK YOU RON!!! for allowing Bob Perry and myself to tour your masterpiece!



No self respecting West Virginia model railroad would be complete without a still!



Ron Lane MMR #447



# Pedro Spicer's Hadway Layout

By Dave Mashino



I was greeted by a big smile, entry to the layout is via a lift-up bridge just to the right of Pedro in this photo.

I recently stopped by Pedro's garage to check out his layout. I was greeted by Pedro's signature smile. Even though he was suffering a bit with his knee, he was gracious enough to show me around. We talked for quite a while with the low sounds of jazz in the background. He is an interesting guy with a varied background including a college minor in art which is evidenced by the work he has done on his layout.

Pedro's interest in railroading began as a kid in Philadelphia. His family later moved to Missouri and he later came to live in the Terre Haute area in Indiana. After marrying, he and his wife had an apartment where he built his first layout, later moving to a larger home with

a basement and the obligatory larger layout.

He shared a story about that first small layout in the Terre Haute apartment. He had a bonus check from work burning a hole in his pocket, so he and a buddy made a stop at the hobby shop and the local building supply. His wife came home to find him sitting on the floor running a train. Later that day, he had to leave for a while and when he came home and found his wife sitting on the floor running the train, he knew she was a keeper!

When they moved to downsize for retirement, there was no basement so the layout was also down-sized for the new location in the garage. The separate room he built is 8' x 18' which makes for a nice sized N scale pike.

The layout deck height is 54 inches which allows for easy viewing for a tall guy and great storage below. The track plan is an oval design revolving around

**Continued on page 12**



The town (city) of Hadway fills one side of the room and includes track running down the middle of main street



Ward Yard includes a large intermodal facility.




the town of Hadway on one side of the room and Ward Yard on the opposite side with a combination of 1 and 2 rail main line. He used Kato track and switches and is very happy with the choice. A Digi-trax Zephyr command station provides the DCC control, there are a few powered switches, but most are manually operated.



Note the shelf full of plaques with Pedro's name. Looks like he is running out of room, going to need another shelf.

Pedro spends a lot of time out in the train room, modeling or running trains. He is active in the Central Indiana Division and participates in most activities including the modeling contests put on by the CID, as is attested by his growing number of plaques! He also has a You Tube channel you can find [HERE](#) which contains further information about his model railroad.

I was doing a little research on Pedro before visiting him, if you want a real treat, check out his rendition of [our national anthem](#)! Pedro got some pipes! He should sing this to open all our CID events.



## Back Pressure

From the Editor

Well, it's winter time and the holidays are upon us, Christmas is just about past and we can all start playing with our new toys (model trains of course)! As manager of the Danville train show I am able to relax a bit, at least for another 6 months or so. I may be

able to actually get some work done on my layout for a change.

There is a Modeler's Meet on January 3rd at St. Stephen's Evangelical Lutheran Church in Plainfield. I hope you will try to attend and bring along something you are working on. I will be there if possible and I plan to bring a freight depot structure I've been trying to get finished for a while.

I am also looking forward to helping Dave Nance with the upcoming Lebanon train show in any way I can. It will be nice to enjoy a show without stress. I hope you will all consider answering the call when Dave asks for volunteers. The Lebanon Show is always great and it's in a very nice venue.

It is a real project managing one of our shows and it takes the help of the great folks of the CID to pull it off. The CID knows how to put on a show. Volunteering also affords a great opportunity for fellowship for our membership.

I asked our Superintendent, Mr. Dan Banks to email out an ask for some content for the Rusty Spike a few months ago and we received a few great submissions in response.

Stanley Wagner sent several images of some structures he has been building which prompted me to create a new feature for the Spike I call "Around the Division". Rich Seymour and Dan Hinel also provided some pictures I placed there as well. In this section we will feature content from members that may not want to write an article, but have a picture with a brief caption to share. Please help promote this idea by sharing a favorite picture, we all have them!

I also received a great article from Justin Grayson with some excellent images describing his NS layout. He is an excellent modeler and I would love to see his layout sometime. I lived in Lafayette as a child and remember seeing the trains roll along the street downtown and he has nailed it.

So let's keep it up. Please send me those pictures and articles about your layouts, projects, and modeling tips to share with our members of the Central Indiana Division. I'll do my best to include them in our spring issue if you get them to me by March 1. The email for the Rusty Spike is:

[cid.rustyspike@gmail.com](mailto:cid.rustyspike@gmail.com).





**MONON**  
"Jack's Hoosier Line"

**Jack Simpson - Indianapolis, Indiana**  
[jackshoosierline@aol.com](mailto:jackshoosierline@aol.com)

**PIKE ADS**



CID members can advertise their model railroads in the Rusty Spike at no cost. We will make room for all the ads possible and will include a link to a web site or the NMRA Pike Registry if requested. If you would like us to include your railroad, send a high res business card size file with information on links (if any) to:

[Cid.rustyspike@gmail.com](mailto:Cid.rustyspike@gmail.com)



Dave Mashino  
Superintendent  
[dave@mashinos.com](mailto:dave@mashinos.com)


**WILDCAT VALLEY**  
**RAILWAY COMPANY**  
Website: [www.wildcatvalleyrr.com](http://www.wildcatvalleyrr.com)

**The Glacier Line**  
"Route of the Empire Builder"



**John & Connie Coy - Avon, Indiana**  
[modelrailroadcustomdesigner@hotmail.com](mailto:modelrailroadcustomdesigner@hotmail.com)

**MIDWEST CENTRAL RAILROAD**  
A bridge route linking the east with the west



Steve Studley, owner  
Bloomington, Indiana  
Phone (812) 876-9726  
[studley@indiana.edu](mailto:studley@indiana.edu)

Route of the Midwest Meteor



**Keith A. Clark**  
Superintendent

Bloomington, Indiana  
Phone (812) 876-6799  
[gtwfan@bluemarble.net](mailto:gtwfan@bluemarble.net)

In the 1970's

The Flint, South Bend and Kalamazoo Subdivisions



YOU PRESCRIPTION  
FOR OPERATIONS

Dan Hinel MMR  
Westfield, Indiana  
[danhinel@sbcglobal.net](mailto:danhinel@sbcglobal.net)  
[www.railxpressrailroad.com](http://www.railxpressrailroad.com)



*The Rebel Route*

Serving Meridian, Mississippi  
with connections to the Meridian & Bigbee RR


Owner: Robert Sharp  
Bloomington, Indiana



**ADIRONDACK DIVISION**  
*The Scenic Route*

**J. L. PORAY - SUPERINTENDENT**  
MOORESVILLE, INDIANA

317 627-1660 [JOHNPORAY@GMAIL.COM](mailto:JOHNPORAY@GMAIL.COM)



"SERVING THE HOOSIER STATE"

WITH  
COAL LUMBER PRODUCE  
GRAIN MANUFACTURED GOODS

**RUSS & TINA CURRY**  
MEMBER OF PORTFOLK NORTHERN CORP.  
[611@abcs.com](mailto:611@abcs.com)



# Area Model Railroad Clubs

Posted here as a service to our members.

**The Central Indiana Yardmasters' club** is located in Kokomo, Indiana, but has members from all over central Indiana. Our layout is approximately 45x25' and has both DC and DCC lines. We have a large yard and various online industries. We have openings for additional members. Check out our Facebook page.... [Central Indiana Yardmasters](#).



**The Midwestern Model Railroad Club** of Kokomo IN is a round-robin club. Members take turns hosting a monthly meeting from 2-4pm on the third Sunday of each month which includes a business meeting, refreshments, a tour of the members' pike or other activity, and general model railroad discussion. Contact Dan Macaluso at (765) 438-9385 or email: [dan.macaluso@aol.com](mailto:dan.macaluso@aol.com) for further information.



MEETS TUESDAYS  
MOORESVILLE, INDIANA

**The Morgan County Model Railroad Association** meets every Tuesday at 6 PM at Mayfield Insurance located at 50 South Madison St, Mooresville. We have two layouts. One permanent and the other is a large modular layout we take to trains shows. Dues are \$50 a year and we welcome all modelers regardless of any experience. Every one starts sometime. We spend time just talking trains as well as running trains. Contact Dan Goins at (765) 516-2242

## ***Naptown & White River Model Railroad Club***

1115 McDougall Street, Indianapolis, IN 46203

Visitors always Welcome Monday nights 7 - 9 PM

Memberships available



For information contact:  
(317) 643-0779  
[naptownmrr@gmail.com](mailto:naptownmrr@gmail.com)



Web address: [www.naptownmrr.org](http://www.naptownmrr.org)

Contact the editor at [cid.rustyspike@gmail.com](mailto:cid.rustyspike@gmail.com) with your club information to have it placed here.